

HEINRICH F. MOELLER & HERMANN P. BRANDT.

Improvement in Tool for Boring Cigar Moulds.

No. 121,059.

Patented Nov. 21, 1871.

Fig. 1




Fig. 2




Fig. 3

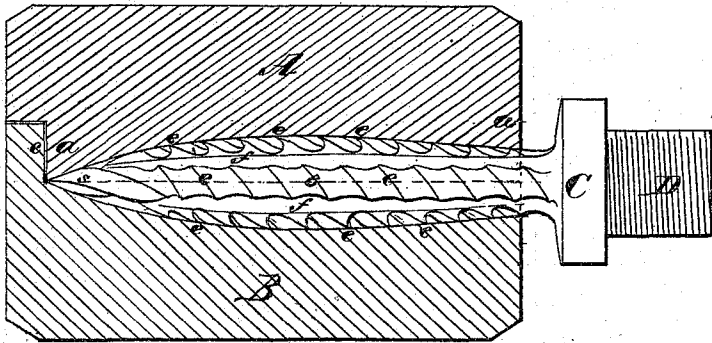


Fig. 4

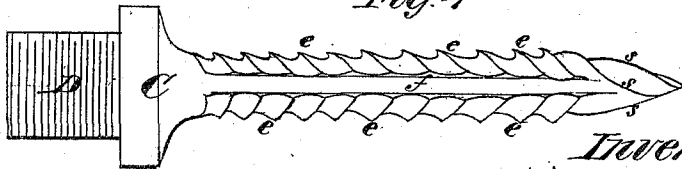
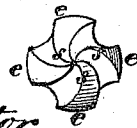


Fig. 5



Mitreses.  
R. T. Campbell.  
J. N. Campbell.

Inventor  
Heinrich F. Moeller  
Hermann P. Brandt  
by  
Marion Fenwick & Co.

# UNITED STATES PATENT OFFICE.

HEINRICH F. MOELLER AND HERMANN P. BRANDT, OF DAVENPORT, IOWA.

## IMPROVEMENT IN TOOLS FOR BORING CIGAR-MOLDS.

Specification forming part of Letters Patent No. 121,059, dated November 21 1871.

*To all whom it may concern:*

Be it known that we, HEINRICH F. MOELLER and HERMANN P. BRANDT, both of Davenport, in the county of Scott and State of Iowa, have invented a new and Improved Tool for Boring Cigar-Molds; and we do hereby declare that the following is a full, clear, and exact description thereof, reference being had to the accompanying drawing making part of this specification, in which—

Figure 1 is a front view of the molds. Fig. 2 is a top view of the bottom mold. Fig. 3 is a vertical cross-section through both sections of the mold, showing the improved boring-tool in one of the mold-chambers. Fig. 4 is a side view of the boring-tool, and Fig. 5 is an end view.

Similar letters of reference indicate corresponding parts in the several figures.

This invention relates to a new and improved tool, which is designed for boring out chambers in sectional molds, in which chambers the bunches or fillers for cigars are confined to dry and set.

The following description of our invention will enable others skilled in the art to carry it into effect.

In Figs. 1, 2, and 3 of the annexed drawing, A B represent two sections of the mold, A being the upper section, with its concave male portions *b*, and B the lower section of the mold, with its concave female recesses. When the two sections are brought closely together chambers *b* are left corresponding in size and shape to the filling of a cigar when properly shaped to receive the wrapper. It will be observed that the pointed ends of the chambers are closed when the two mold sections are brought together, and that the pointed end of the male portions corre-

spond to the vertical shoulders *c* in the section B. The opposite ends of the mold-chambers are open. This is the kind of mold which we desire to produce with our improved tool. In Figs. 3, 4, and 5 this tool is represented. Its shape is swelled near the center, tapered to one end and pointed at the opposite end, like the shape of a cigar, the mold-chambers for the fillers of which it is designed to produce. The pointed end of this tool presents several spiral cutting-edges S S, terminating in four rows of oblique cutters, *e*, between which are longitudinal grooves *f*, as shown. The spaces between the rows of oblique cutters terminate in the grooves or channels *f*, so that the chips will have free exit during the operation of boring.

The manner of using the tool is as follows: The stock of the tool is shouldered at C and screw-cut at D, so that it can be readily fixed into the end of the mandrel of a turning-lathe. The sections should be removed from the tool in the same manner they were applied to it, so as to leave the chambers with swelled centers and contracted ends, as shown in Fig. 2. In this way and by this means the mold-chambers will all be of a uniform size and shape, and they can be rapidly produced.

Having described our invention, what we claim as new, and desire to secure by Letters Patent, is—

The within-described cigar-mold cutter, tapering toward both ends, as an article of manufacture.

HEINRICH F. MOELLER.  
HERMANN P. BRANDT.

Witnesses:

H. H. ANDRESEN,  
G. O. HUCKSTAEDT.

(29)